






KEY

-  inferred limits of fault zone
-  tunnel, unlined
-  tunnel, lined



1:10,000

Reservoir Pumping Station

