



Active Travel Issue:

Active Travel Action Intention:

Measurable

Achievable

Relevant

Timely

Active Travel Action:

Specific

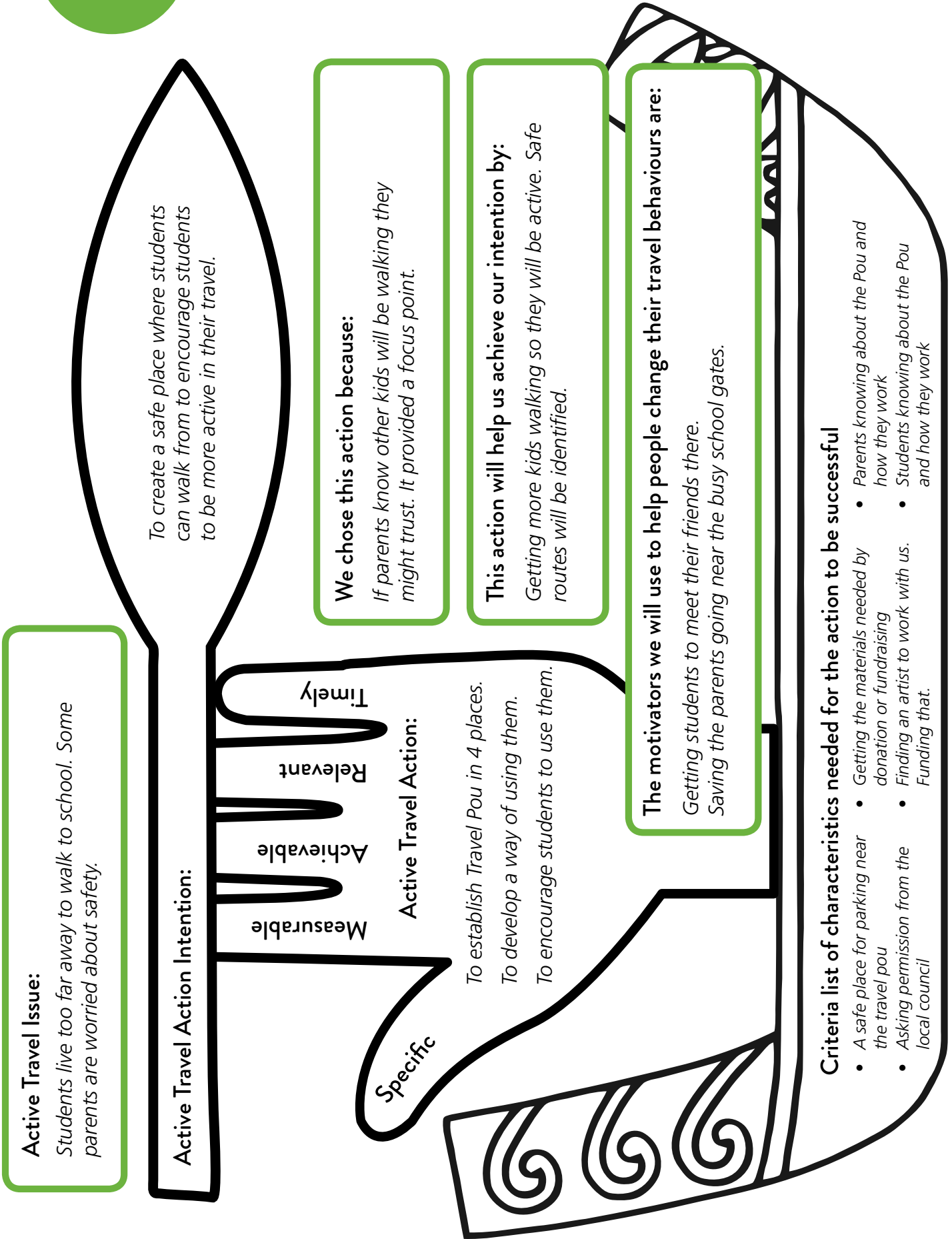
We chose this action because:

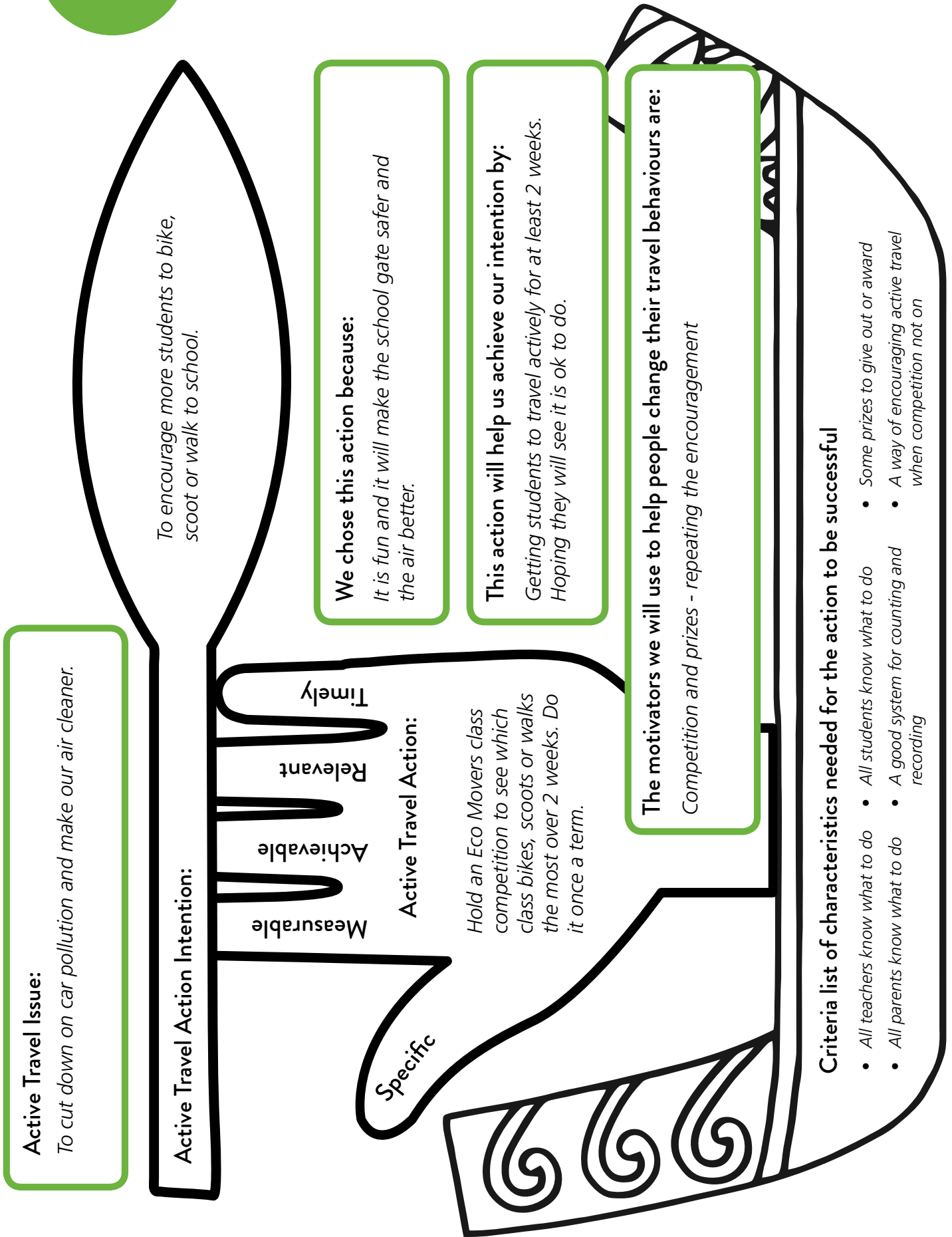
This action will help us achieve our intention by:

The motivators we will use to help people change their travel behaviours are:

Criteria list of characteristics needed for the action to be successful

- 
- 
- 
-







## Action Project Tips for Success

### How can the teacher help to enable students to complete the action?

Thinking ahead about students and removing potential obstacles will help the Active Travel Action to progress. This may include discussing the action project in advance with the principal, BOT or local businesses.

Environmental action ideally involves people outside your school. There will be many people who will be able to help you - in councils, among parents and families, in not for profit groups, businesses and other agencies.

Generally people are keen to help schools and are generous with their time. Initiatives which bring communities together are valuable in many ways and will enrich your school.

### Should we complete more than one Active Travel Action?

This will depend on how much experience you and the students have with action taking. The fewer Active Travel Actions you have, the higher the chance of success and the more likely the Active Travel Action is to create lasting change.

### How do we find time to carry out this Action?

You may find you need to carry the Active Travel Action over into the following term or ask for some extra resources in order to achieve the Action. Support from other staff and the principal is vital to the success and longevity of any action project.

### Obtaining funds for action projects

Contact your local council or Road Safety Council and ask if there are funds which you can apply for. You may also be able to fundraise or negotiate with local businesses to achieve your goals.

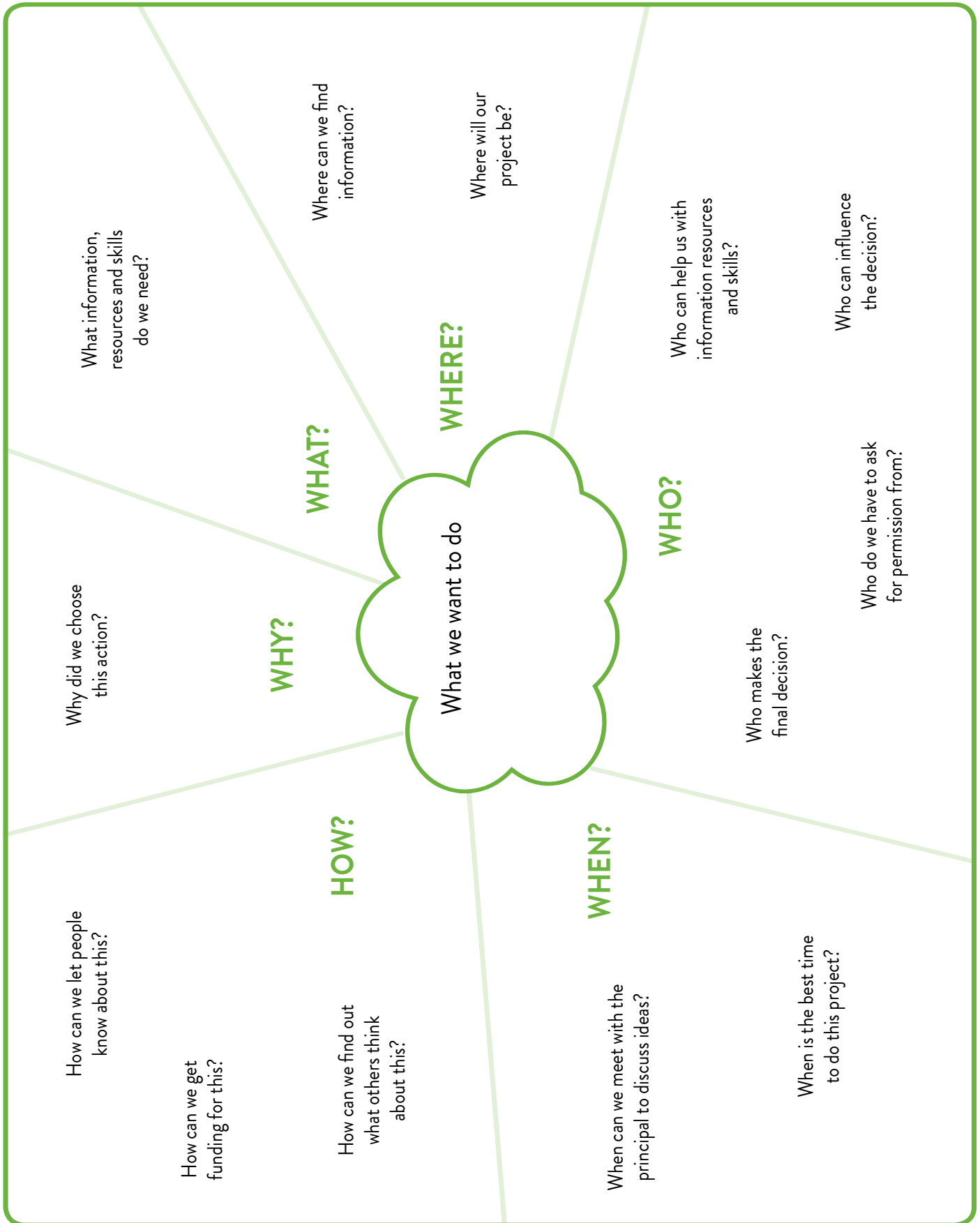
### Other funding opportunities:

[Fonterra Grass Roots Funds](#)

[Creative Communities Grants](#)

Enquire at your local city or district council for local closing rounds for this grant.

[O-I New Zealand Glass Environmental Fund](#)



Source: Adapted from TKI Action Planner

Date:

What is going well	What is not going well	Things we are finding interesting	Things we are going to change

Date:

What is going well	What is not going well	Things we are finding interesting	Things we are going to change



<p><b>WHO</b> do we need to talk to?</p>	<p><b>WHERE</b> will this action happen?</p>	<p><b>HOW</b> will we let people know?</p>	<p><b>WHEN</b> will it be completed?</p>
<p><b>WHAT</b> resources do we need?</p>	<p><b>WHAT</b> needs to be done?</p> <p><b>WHO?</b></p>		
<p><b>PROJECT NAME:</b> Describe the Active Travel Action:</p>			
<p>Indicators for measurement of success for our action:</p>			
<p>What does it look like when we have implemented the action?</p>			
<p>What will we have achieved? (our intention)</p>			
<p><b>WHERE</b> will the money come from? <b>HOW</b> do we make this happen?</p>			
<p>At what stages will we Stop and Reflect on how the action is going?</p>			

### WHO do we need to talk to?

- Local council - about putting up pou in safe places.
- BOT - about the idea
- Manawhenua - local stories on pou

### WHERE will this action happen?

- Making pou at school
- In the streets working out safe drop off points

### HOW will we let people know?

- Run a competition about the action
- Make a brochure
- Put it in the newsletter
- Advertise at assemblies
- Have a celebration to open the pou

### WHEN will it be completed?

- Run a competition about the action
- Make a brochure
- Put it in the newsletter
- Advertise at assemblies
- Have a celebration to open the pou

### WHAT resources do we need?

- Poles \$40
- Paint Contact Resene
- Artist time \$1000
- design collaborate (6 hrs) (20 hrs @ \$50)
- sketch out (8 hrs)
- work with kids (6 hrs)
- Celebration \$200
- Ice blocks for school
- Competition
- Trip to the pools for winning class \$50

### WHAT costs?

- Poles \$40
- Paint Contact Resene
- Artist time \$1000
- design collaborate (6 hrs) (20 hrs @ \$50)
- sketch out (8 hrs)
- work with kids (6 hrs)
- Celebration \$200
- Ice blocks for school
- Competition
- Trip to the pools for winning class \$50

### WHERE will the money come from?

- Creative Communities
- Fundraising event
- Road safety
- Board of Trustees

### PROJECT NAME: Travel Pou

#### Describe the Active Travel Action:

- Establish 3 drop off points where whānau can drop or pick up students
- Create Travel Pou with a local artist to highlight the locations
- Work out ways to communicate with the school community to encourage them to use the pou

### WHAT needs to be done?

- Talk to Principal and BOT and staff
- Ask local council and road safety council if it can put up pou and work together to find locations
- Measure 500m away from our school in 3 directions and find nearest drop off points
- Ask a parent or local artist we like, to work with us
- Invite manawhenua to share any local stories or aspirations around the environment
- Measure how many students are using active travel pre-action
- Consult community on locations chosen
- Develop tikanga around using the pou
- Establish a group to run a competition
- Establish a group to run a celebration

### WHO?

- Talk to Principal and BOT and staff
- Ask local council and road safety council if it can put up pou and work together to find locations
- Measure 500m away from our school in 3 directions and find nearest drop off points
- Ask a parent or local artist we like, to work with us
- Invite manawhenua to share any local stories or aspirations around the environment
- Measure how many students are using active travel pre-action
- Consult community on locations chosen
- Develop tikanga around using the pou
- Establish a group to run a competition
- Establish a group to run a celebration

### Indicators for measurement of success of action

- Number of people using active travel
- Carbon emissions
- Pre + post survey
- Students calculate pre + post behaviour

### What does it look like when we have implemented the action?

- Students scooting, biking, walking from the pou together every day of the week.

### What will we have achieved? (our intention)

- Less carbon emissions per student
- Less congestion at the school gate

### At what stages will we Stop and Reflect on how the action is going?

- After deciding placement
- After the design is done
- After the painting is finished



### WHO do we need to talk to?

- Principal and staff - to commit to time and award
- Students to get on board

### WHERE will this action happen?

- In classrooms - collecting the actions of students

### HOW will we let people know?

- Advertise in newsletter about competition and how to travel safely

### WHEN will it be completed?

- Each term - results in following week

### WHAT resources do we need?

- A trophy to give to class
- Paint for school bike/scooter course

### WHAT costs?

### PROJECT NAME: Eco Movers

#### Describe the Active Travel Action:

- Hold an Eco Movers class competition to see which class bikes, scoots and walks most over 2 weeks
- Awarded with Golden Shoe Award and an hour bike/scoot/play time at school
- Do this once a term

### Indicators for measurement of success of action:

- Students active-travelling
- Pre/during/post competition data collected each term

### What does it look like when we have implemented the action?

- Students choosing to Active Travel all year round

### What will we have achieved? (our intention)

- Less pollution
- Less congestion
- Active students

### WHERE will the money come from?

- PTA
- BOT
- Time donated

### At what stages will we Stop and Reflect on how the action is going?

- After two terms of implementing

### WHAT needs to be done?

- Set up an easy and sustainable system of collecting the data
- Advertise the weeks - newsletter, student dress ups
- Identify support needed to enable students to active travel
- Share newsletter tips for cols days/safety etc
- Create the Golden Shoe Trophy
- Set up a bike/scooter course at school for students to use on fun day
- Record the process so future classes or a special group can run in following years

### WHO?



# Reflecting on our Active Travel Journey of Taking Action

## 1. The Project

Summarise the end result

Use:

- pictures
- paragraph
- slide show
- app eg "Explain Everything"

How have the changes we made or the action we took benefitted ourselves, our school, our community or the Earth?

How is the project going to be maintained if it is necessary?

What worked well?

What didn't work well?

What would we do differently next time?

## 2. Myself

What did I learn about the natural environment?

What did I learn about how to make changes?

What did I learn about myself?